

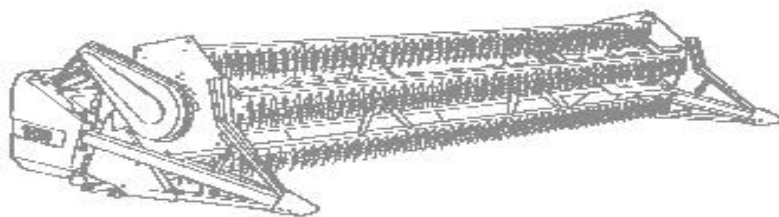
Index.....

<u>Contents</u>	<u>Page</u>
Case-IH UHMW Auger Liner Kits.....	1
Case-IH UHMW Poly Skid Plates.....	1
Case-IH Reel Fingers.....	1
Case-IH HCC Orbit Reel Kits.....	2
Case-IH Sickle Assemblies.....	2 - 3
Case-IH Sickle Drive Heads.....	3
Case-IH Sickle Sections.....	4
Case-IH Sickle Guards.....	4
Case-IH Sickle Wear Plates.....	4
Case-IH Crary Gold' n Cut.....	5 - 13
Case-IH Crary King Kut.....	7 - 14
JD Poly Skid Shoe Plate Kits / Parts.....	15
JD Reel Teeth.....	16
JD Sickle Assemblies.....	16
JD Spliced Sickle Assemblies.....	16
JD HCC Orbit Reel Kits.....	17
JD Sickle Drive Heads.....	17
JD Sickle Sections.....	17
JD Sickle Guards.....	17
JD Crary Gold' n Cut.....	18
JD Crary King Kut.....	19

Case-IH UHMW Auger Liner Kits

PART #	DESCRIPTION
4-30-AL	4 Row JD/IH Auger Liner - 30"
6-30-AL	6 Row JD/IH Auger Liner - 30"
8-30-AL	8 Row JD/IH Auger Liner - 30"
12-30-AL	12 Row JD/IH Auger Liner - 30"
4-36-AL	4 Row JD/IH Auger Liner - 36"
6-36-AL	6 Row JD/IH Auger Liner - 36"
8-36-AL	8 Row JD/IH Auger Liner - 36"

Case-IH UHMW Poly Skid Plates - 820 & 1020 Header



PART #	MODEL	SIZE
VHIH821	820	22 1/2 ft.
VHIH822	820	20 ft.
VHIH823	820	17 1/2 ft.
VHIH824	820	16 1/2 ft.
VHIH825	820	15 ft.
VHIH826	820	13 ft.

PART #	MODEL	SIZE
VHIH1021	1020	22 1/2 ft.
VHIH1022	1020	20 ft.
VHIH1023	1020	17 1/2 ft.
VHIH1024	1020	16 1/2 ft.
VHIH1025	1020	15 ft.
VHIH1026	1020	13 ft.

Case-IH Reel Fingers



PART #	DESCRIPTION	APPLICATION	
VH598171R1	Reel Tooth	810, 820, 1020, 1020	598171R1
VH167651C1	Right Hand Finger	810, 820, 1020, 1020	167651C1
VH1989441C1	Poly Reel Finger (End)	1010, 1020 All Series Heads	1989441C1
VH1989439C1	Poly Reel Finger (RH)	1010, 1020 All Series Heads	1989439C1
VH1989440C1	Poly Reel Finger (LH)	1010, 1020 All Series Heads	1989440C1
VH1989438C1	Poly Reel Finger (Double Wing)	1010, 1020 All Series Heads	1989438C1
VH1970586C1	Reel Flex Tine (Hart Carter Reel - Screw from Back)	1010, 1020	1970586C1

This catalog contains replacement parts only, they are not represented as Original Equipment Parts.

Case-IH HCC Orbit Reel Kits

PART #	DESCRIPTION
VH031306	1010-1020 1994 & Prior S/N (-215000) 22 FT and Longer
VH031307	1010-1020 1994 & Prior S/N (-215000) 20 FT and Shorter
VH031302	1010-1020 1995-1997 S/N (215001-315000) 22 FT and Longer
VH031303	1010-1020 1995-1997 S/N (215001-315000) 20 Ft and Shorter
VH031289	1010-1020 1998 & Later S/N (315001-) 22 Ft & Longer
VH031290	1010-1020 1998 & Later S/N (315001-) 20" & Shorter
VH031297	2010-2020 22-35 FT
VH031298	2010-2020 20 FT & Shorter
VH031313	1020 - Orbit Attaching Package - 25 & 30 FT (Bat Package Required, Sold Separately)
VH030561	1020 - Reel Bat Package - Level II 25 FT
VH030581	1020 - Reel Bat Package - Level II 30 FT
VH031321	2020 - Orbit Attaching Package - 25 & 30 FT
VH030580	2020 - Reel Bat Package - Level II - 30FT
VH031341	2020 - Orbit Attaching Package - Case IH 2020 - 35 FT
VH032023	2020 - Reel Bat Package - Level II - 35 Ft

Case-IH Sickle Assemblies



PART #	DESCRIPTION	APPLICATION	DRIVE HEAD #
VH179761C92	Sickle Assembly - 13' Old Style Riveted Head 52 Sections	810 S/N (-19000) Hart Carter Generation I	VH179765C1
VH179762C92	Sickle Assembly - 15' Old Style Riveted Head 60 Sections	810 S/N (-19000) Hart Carter Generation I	VH179765C1
VH180254C92	Sickle Assembly - 16.5' Old Style Riveted Head 64 Sections	810 S/N (-19000) Hart Carter Generation I	VH179765C1
VH179763C92	Sickle Assembly - 17.5' Old Style Riveted Head 72 Sections	810 S/N (-19000) Hart Carter Generation I	VH179765C1
VH179764C92	Sickle Assembly - 20' Old Style Riveted Head 80 Sections	810 S/N (-19000) Hart Carter Generation I	VH179765C1
VH180467C91	Sickle Assembly - 13' New Style Bolted Head 52 Sections	810 S/N (19001-26000) Hart Carter Generation II	VH179736C3
VH180468C91	Sickle Assembly - 15' New Style Bolted Head 60 Sections	810 S/N (19001-26000) Hart Carter Generation II	VH179736C3
VH180469C91	Sickle Assembly - 16.5' New Style Bolted Head 64 Sections	810 S/N (19001-26000) Hart Carter Generation II	VH179736C3
VH180470C91	Sickle Assembly - 17.5' New Style Bolted Head 72 Sections	810 S/N (19001-26000) Hart Carter Generation II	VH179736C3
VH180853C91	Sickle Assembly - 13' 53 Section	810 S/N (26001-) Hart Carter Generation III	VH180859C91
VH180854C91	Sickle Assembly - 15' 61 Sections	810 S/N (26001-) Hart Carter Generation III	VH180859C91
VH180855C91	Sickle Assembly - 16.5' 65 Section	810 S/N (26001-) Hart Carter Generation III	VH180859C91
VH180856C91	Sickle Assembly - 17.5' 73 Sections	810 S/N (26001-) Hart Carter Generation III	VH180859C91
VH180857C91	Sickle Assembly - 20' 81 Sections	810 S/N (26001-) Hart Carter Generation III	VH180859C91
VH180858C91	Sickle Assembly 0 22.4' 97 Sections	810 S/N (26001-) Hart Carter Generation III	VH180859C91

This catalog contains replacement parts only, they are not represented as Original Equipment Parts.

Case-IH Sickle Assemblies - 820 Header

PART #	DESCRIPTION	SPECIFICATIONS	DRIVE HEAD #
VH197463C91	Sickle Assembly - 15' One Piece 58 Sections	Includes Drive Head	VH197230C91
VH197466C91	Sickle Assembly - 20' One Piece 78 Sections	Includes Drive Head	VH197230C91
VH197463SPL	Sickle Assembly - 15' Spliced 58 Sections (Does not include drive head.)	1- 7' Head End 1- 7-1/2' Segment	VH197230C91
VH197464SPL	Sickle Assembly - 17.5' Spliced 68 Sections (Does not include drive head.)	1- 7' Head End 2- 5' Segments	VH197230C91
VH197466SPL	Sickle Assembly - 20' Spliced 78 Sections (Does not include drive head.)	1- 7' Drive End 1- 7-1/2' & 1- 5' Segment	VH197230C91
VH197467SPL	Sickle Assembly - 22.5' Spliced 88 Sections (Does not include drive head.)	1- 7' Drive End 2- 7-1/2' Segments	VH197230C91

Case-IH Sickle Assemblies - 1010 & 1020 Header

PART #	DESCRIPTION	APPLICATION	DRIVE HEAD#
VH1307281C98	Sickle Assembly - 15' Spliced 58 Sections (Does not include drive head)	1- 7-1/4" Head End 1- 7-1/2' Segment	1313164C91
VH1307282C98	Sickle Assembly - 17.5' Spliced 68 Sections (Does not include drive head)	1- 7-1/4' Head End 2- 5' Segments	1313164C91
VH1307283C98	Sickle Assembly - 20' Spliced 78 Sections (Does not include drive head)	1- 7-1/4' Head End 1- 7-1/2' Segment 1- 5' Segment	1313164C91
VH1307284C98	Sickle Assembly - 22.5' Spliced 88 Sections (Does not include drive head)	1- 7-1/4' Head End 2- 7-1/2' Segment	1313164C91
VH1307255C98	Sickle Assembly - 25' Spliced 98 Sections (Does not include drive head)	1- 7-1/4' Head End 1- 7-1/2' Segment 2- 5' Segments	1313164C91
VH1307286C98	Sickle Assembly - 30' Spliced 118 Sections (Does not include drive head)	1- 7-1/4' Head End 3- 7-1/2' Segments	1313164C91

Case-IH Sickle Drive Heads

PART #	DESCRIPTION	APPLICATION	REPLACES
VH179765C1	Sickle Drive Head	810 HC Generation I	179765C1
VH179736C3	Sickle Drive Head	810 HC Generation II	179736C3
VH180859C91	Sickle Drive Head	810 HC Generation III	180859C91
VH1316161C91	Sickle Drive Head	1010 & 1020	1316161C91

This catalog contains replacement parts only, they are not represented as Original Equipment Parts.

Case-IH Sickle Sections




PART #	DESCRIPTION	APPLICATION	REPLACES
VH634794R2	Chrome Section - Top Serrated 3" Wide x 2-1/2" Long	810 Rigid Head	634794R2
VH596321R3	Sickle Section - Chrome Top Serrated 3" Wide x 3-1/4" Long	820 & 1020 Platforms	596321R3
VH826720C2	Sickle Section - Black Top Serrated 3" Wide x 3/4 Long	820, 1010, 1020 Platforms	826720C2
VH112074A1	Sickle Section - Black Super Seven (7) 3" Wide x 3-1/4" Long	810, 1010, 1020	112074A1
VH179736C2	Sickle Section - BlackTop Serrated 3" Wide x 2-1/2" Long	Hart Carter Floating Bars	179736C2

Case-IH Sickle Guards



PART #	DESCRIPTION	APPLICATION	REPLACES
VH265	Sickle Guard - Double Prong	810 Rigid Head	633098R1
P3/8X11/4CB	Carriage Bolt 3/8 x 1-1/4 GR5	Use with VH265 Guard	
VH210	Sickle Guard - Double Prong (No Wear Bar)	820, 1010, 1020 W/3" System	1326787C1
VH270	Sickle Guard - Double Prong	All 820's, 1010 & 1020 (With cross bars)	613838R2
VH299	Sickle Guard - Double Prong (No Cross Bar)	1010 & 1020 Platforms	1307299C1
VH266A	Sickle Guard - Four Prong	1010 & 1020 Platforms	1989552C1
P7/16X112CB	Carriage Bolt 7/16" x 1-1/2"		
P7/16X2CB	Carriage Bolt 7/16" x 2"		
P7/16X214CB	Carriage Bolt 7/16 x 2-1/4"		
P7/16X112PB	Plow Bolt 7/16" x 1-1/2"		
P7/16X134PB	Plow Bolt 7/16" x 1-3/4"		
P3/8FN	Flange Nut - 3/8"		
P7/16FN	Flange Nut - 7/16"		

Case-IH Sickle Wear Plates



PART #	DESCRIPTION	APPLICATION	REPLACES
VHMC468	Wear Plate	All 810's, 1010 & 1020's with 3" Single Tooth Sections (3 used on LH Drive End)	MC468
VH5116	Hold Down Clip (Low Arch)	810 Rigid with 3" Single Tooth	
VHC5150H	Hold Down Clip (High Arch)	810, 1010 & 1020 with 3" Sections	

This catalog contains replacement parts only, they are not represented as Original Equipment Parts.

Case-IH Crary Gold'n Cut

GOLDn CUT - Model 810 Rigid Header or w/ Hiniker Floating Cutterbar						
Cutting System width	13FT	15FT	16FT	17.5FT	20FT	22.5FT
BearCut Section	19838	19839	19870	19871	19841	19872
Complete Sickles						
Sickle (7225)	19830	19831	19864	19865	19833	19866
Sickle (OEM)	24004	24005	24007	24008	24010	24011
Sickle Sub-Section						
Left Hand Sickle 8.5 FT (VH7225)	28114	28114	28114	28114	28114	28114
Center Sickle (7225)				24238	24238	24238
Right Hand Sickle (7225)	24241	24240	28118	28128	24242	28122
Left Hand Sickle (OEM)	24003	24003	24003	24003	24003	24003
Center Sickle (OEM)				23990	23990	23990
Right Hand Sickle (OEM)	23996	23999	24002	23991	23994	23998



PARTS - Model 810 Rigid Header or w/ Hiniker Floating Cutterbar						
Item Number & Description	QTY	QTY	QTY	QTY	QTY	QTY
Guards						
7225-Gold Guard	23	27	30	32	37	42
22064-Head Guard	2	2	2	2	2	2
21549-3point Guard	1	1	1	1	1	1
Sections						
17206-BearCut Sections (7225)	52	60	66	70	80	90
17205-BearCut Section (OEM)	52	60	66	70	80	90
Hold Down						
24351-Spring Loaded HD	12	14	15	16	19	21
17418-Head Area Hold Down Clip	2	2	2	2	2	2
Hardware						
17329-Wear Plate 6"	14	16	17	18	21	23
22523-Spacer Shim (.010)	14	16	17	18	21	23
15304-Bolt; 7/16 X 1-1/2" Plow	46	54	60	64	74	84
15305-Bolt; 7/16 1-3/4" Plow	4	4	4	4	4	4
15052-Nut; 7/16" Serr. Flange	50	58	64	68	78	88

This catalog contains replacement parts only, they are not represented as Original Equipment Parts.

Case-IH Crary Gold'n Cut

GOLDn CUT - Model 810 Rigid Headers w/ Hart Carter Generation III Floating Cutterbar (Wobble Box Drive)						
Cutting Systems Width	13FT	15FT	16.5	17.5	20FT	22.5
With BearCut Sections	23834	23835	23836	23837	23838	23839
Complete Sickles						
Sickle (7228)	24244	24245	24246	24247	24248	24249
Sickle (7225)	19404	19405	19325	19877	19408	19878
Sickle (OEM)	24012	24015	24019	24020	24023	24026
Sickle Sub-Section						
Left Hand Sickle (7228)	23820	23820	23820	23820	23820	23820
Center Sickle (7228)				23822	23822	23822
Right Hand Sickle (7228)	23828	23830	23833	23823	23826	23826
Left Hand Sickle 8.5Ft (7225)	28113	28113	28113	28113	28113	28113
Center Sickle 8.5Ft (7225)				24238	24238	24238
Right Hand Sickle (7225)	24241	24240	28118	28128	24242	28122
Left Hand Sickle 8.5Ft (OEM)	23988	23988	23988	23988	23988	23988
Center Sickle 8.5Ft (OEM)				23990	23990	23990
Right Hand Sickle (OEM)	23996	23999	24002	23991	23994	23998



PARTS - Model 810 Rigid Headers w/ Hart Carter Generation III Floating Cutterbar (Wobble Box Drive)						
Item Number & Description	QTY	QTY	QTY	QTY	QTY	QTY
7228-Gold Guard	25	29	32	34	39	44
22063-Head Guard	1	1	1	1	1	1
17318-BearCut Section (7228)	52	60	66	70	80	90
1706-BearCut Section (7225)	52	60	66	70	80	90
1705-BearCut Section (OEM)	52	60	66	70	80	90
HOLD DOWN						
24338-Spring Loaded HD	12	14	15	16	19	21
24911-Spring Loaded Head HD	1	1	1	1	1	1
22523-Spacer Shim (.010)	26	30	32	34	40	44
22524-Spacer Shim (.024)	26	30	32	34	40	44
15241-Bolt; 7/16 X 1-1/2" Carriage	26	30	34	36	40	46
15082-Bolt; 7/16 X 2" Carriage	26	30	32	34	40	44
15052-Nut; 7/16" Serr. Flange	52	60	66	70	80	90

This catalog contains replacement parts only, they are not represented as Original Equipment Parts.

Case-IH Crary King Kut

KingKut - Model 810 Rigid Headers w/ Hart Carter Generation III Floating Cutterbar (Wobble Box Drive)						
Cutting Systems Width	13FT	15FT	16.5FT	17.5FT	20FT	22.5FT
With KingKut Sections	27305	27306	27307	27308	27309	27310
Complete Sickles						
Sickle (7228) w/KingKut Sections	27299	27300	27291	27302	27303	27304
Sickle Sub-Section						
Left Hand Sickle (7228)	27062-00	27062-00	27062-00	27062-00	27062-00	27062-00
Center Sickle (7228)				27071-00	27071-00	27071-00
Right Hand Sickle (7228)	27074-00	27075-00	27082-00	27077-00	27073-00	27079-00



PARTS - Model 810 Rigid Headers w/ Hart Carter Generation III Floating Cutterbar (Wobble Box Drive)						
Item Number & Description	QTY	QTY	QTY	QTY	QTY	QTY
Guards						
7228-Gold Guard	25	29	32	34	39	44
22063-Head Guard	1	1	1	1	1	1
Sections						
14765-KingKut Section (7228)	52	60	66	70	80	90
Hold Down						
24338-Spring Loaded HD	12	14	15	16	19	21
24911-Spring Loaded Head HD	1	1	1	1	1	1
Hardware						
22523-Spacer Shim (.010)	26	30	32	34	40	44
22524-Spacer Shim (.024)	26	30	32	34	40	44
15241-Bolt; 7/16 X 1-1/2" Carriage	26	30	34	36	40	46
15082-Bolt; 7/16 X 2" Carriage	26	30	32	34	40	44
15052-Nut; 7/16" Serr. Flange	52	60	66	70	80	90

This catalog contains replacement parts only, they are not represented as Original Equipment Parts.

Case-IH Crary Gold'n Cut

GOLDn CUT - Model 810 Rigid Header or w/ Hiniker Floating Cutterbar									
Cutting Systems Width	10Ft	13Ft	15Ft	16.5Ft	17.5Ft	20Ft	22.5Ft	24Ft	30FT
With BearCut Sections	19900	19901	19715	19902	19716	19717	19903	19718	19694
Complete Sickles									
Sickles (7226)	19892	19893	19311	19894	19433	19434	19895	19435	19436
Sickle Sub-Section									
Left Hand Sickle 8.5Ft	28131	28131	28131	28131	28131	28131	28131	28131	28131
Center Sickle 8.5Ft						28132	28132	28132	28132(2)
Right Hand Sickle	28140	28138	28136	28134	28133	28139	28137	28135	28138



PARTS - Model 810 Rigid Header or w/ Hiniker Floating Cutterbar									
Item Number & Description	QTY	QTY	QTY	QTY	QTY	QTY	QTY	QTY	QTY
Guards									
7226-Gold Guard	20	26	30	33	35	40	45	48	60
Sections									
17200-BearCut Section	35	47	55	61	65	75	85	91	115
29027-1/2 Head Area Section	1	1	1	1	1	1	1	1	1
29029-Head Area Section	3	3	3	3	3	3	3	3	3
21556-1/2 RH Section	1	1	1	1	1	1	1	1	1
Hold Down									
24337-Spring Loaded HD	9	12	14	15	16	19	21	23	29
24911-Spring Loaded Head HD	1	1	1	1	1	1	1	1	1
Hardware									
15058-Bolt; 3/8 X 1-1/2" Carriage	20	26	30	32	34	40	44	48	60
15378-Bolt; 3/8 X 1-1/4" Carriage	20	26	30	34	36	40	46	48	60
15051-Nut; 3/8" Serr. Flange	40	52	60	66	70	80	90	96	120

This catalog contains replacement parts only, they are not represented as Original Equipment Parts.

Case-IH Crary Gold'n Cut

GOLDn CUT - Model 820 Flex Header						
Cutting Systems Width	13Ft	15Ft	16.5Ft	17.5Ft	20Ft	22.5Ft
With BearCut Sections	19548	19456	19549	19457	19458	19550
Complete Sickles						
Sickle	19541	19448	19542	19449	19450	19543
Sickle Sub-Section						
Left Hand Sickle 8.5Ft	28151	28151	28151	28151	28151	28151
Center Sickle 8.5Ft					28152	28152
Right Hand Sickle	28157	28155	28154	28153	28158	28156



PARTS - Model 820 Flex Header						
Item Number & Description	QTY	QTY	QTY	QTY	QTY	QTY
Guards						
7229-Gold Guard	22	26	29	31	36	41
22063-Head Guard	3	3	3	3	3	3
24361-CIH End Guard	1	1	1	1	1	1
Sections						
17201-BearCut Section	47	55	61	65	75	85
29030-Head Area Section	3	3	3	3	3	3
29028-1/2 Section	1	1	1	1	1	1
Hold Down						
24335-Spring Loaded HD	12	14	15	17	19	21
24911-Spring Loaded Head HD	1	1	1	1	1	1
Hardware						
17329-Wear Plate 6"	13	15	16	17	20	22
22523-Spacer Shim (.010)	13	15	16	17	20	22
22524-Spacer Shim (.024)	13	15	16	17	20	22
15241-Bolt; 7/16 X 1-1/2" Carriage	25	29	33	35	39	45
15061-Bolt; 7/16 X 1-3/4" Carriage	26	30	32	34	40	44
15052-Nut; 7/16" Serr. Flange	51	59	65	69	79	89

This catalog contains replacement parts only, they are not represented as Original Equipment Parts.

Case-IH Crary King Kut

KingKut - Model 820 Flex Header						
Cutting Systems	13Ft	15Ft	16.5Ft	17.5Ft	20Ft	22.5
With KingKut Sections	27321	27322	27323	27324	27325	27326
Complete Sickles						
Sickle w/KingKut Sections	27315	27316	27317	27318	27319	27320
Sickle Sub-Section						
Left Hand Sickle 8.5Ft	27065-00	27065-00	27065-00	27065-00	27065-00	27065-00
Center Sickle 8.5Ft					27071-00	27071-00
Right Hand Sickle	27084-00	27085-00	27076-00	27086-00	27083-00	27080-00



PARTS - Model 820 Flex Header						
Item Number & Description	QTY	QTY	QTY	QTY	QTY	QTY
Guards						
7229-Gold Guard	22	26	29	31	36	41
22063-Head Guard	3	3	3	3	3	3
24361-CIH End Guard	1	1	1	1	1	1
Section						
14765-KingKut Section	47	55	61	65	75	85
27066-00-KingKut Section, LH Head Area	3	3	3	3	3	3
29028-1/2 Section	1	1	1	1	1	1
Hold Down						
24335-Spring Loaded HD	12	14	15	17	19	21
24911-Spring Loaded Head HD	1	1	1	1	1	1
Hardware						
17329-Wear Plate 6"	13	15	16	17	20	22
22523-Spacer Shim (.010)	13	15	16	17	20	22
22524-Spacer Shim (.024)	13	15	16	17	20	22
15241-Bolt; 7/16 X 1-1/2" Carriage	25	29	33	35	39	45
15061-Bolt; 7/16 X 1-3/4" Carriage	26	30	32	34	40	44
15052-Nut; 7/16" Serr. Flange	51	59	65	69	79	89

This catalog contains replacement parts only, they are not represented as Original Equipment Parts.

Case-IH Crary Gold'n Cut

GOLDn CUT - Model 1010 Rigid Header (3" sickle)						
Cutting Systems Width	15Ft	17.5Ft	20Ft	22.5Ft	25Ft	30Ft
With Bear Cut Sections	28885	28886	28887	28888	28889	28890
Complete Sickles						
Sickle	19909	19911	19912	19913	19914	19915
Sickle Sub-Section						
Left Hand Sickle 8.5Ft	28167	28167	18167	28167	28167	28167
Center Sickle 8.5Ft			28152	28152	28152	28152(2)
Right Hand Sickle	28171	28169	28174	28172	28170	28173



PARTS - Model 1010 Rigid Header (3" sickle)						
Item Number & Description	QTY	QTY	QTY	QTY	QTY	QTY
Guards						
7229-Gold Guard	26	32	36	42	46	56
22063-Head Guard	3	3	3	3	3	3
Sections						
17201-BearCut Section	59	69	79	89	99	119
22526-1/2LH Section	1	1	1	1	1	1
17339-H&S Section	1	1	1	1	1	1
Hold Down						
24335-Spring Loaded HD	14	17	19	22	24	29
24911-Spring Loaded Header HD	1	1	1	1	1	1
Hardware						
17329-Wear Plate 6"	15	18	20	23	25	30
21523-Spacer Shim (.010)	30	36	40	46	50	60
21256-Spacer Shim (.036)	15	18	20	23	25	30
21592-Spacer Shim (.105)	15	18	20	23	25	30
15061-Bolt; 7/16 X 1-3/4" Carr.	30	36	40	46	50	60
15241-Bolt; 7/16 X 1-1/2"	28	34	38	44	48	58
15052-Nut; 7/16" Serr. Flange	58	70	78	90	98	118

This catalog contains replacement parts only, they are not represented as Original Equipment Parts.

Case-IH Crary King Kut

KingKut - Model 1010 Rigid Header (3" sickle)						
Cutting Systems Width	15Ft	17.5Ft	20Ft	22.5Ft	25Ft	30Ft
With KingKut Sections	27334	27335	27336	27337	27338	27339
Complete Sickles						
Sickle w/KingKut sections	27327	27329	27330	27331	27332	27333
Sickle Sub-Section						
Left Hand Sickle 8.5Ft	27067-00	27067-00	27067-00	27067-00	27067-00	27067-00
Center Sickle 8.5Ft			27071-00	27071-00	27071-00	27071-00(2)
Right Hand Sickle	27102-00	27103-00	27100-00	27092-00	27096-00	27101-00



PARTS - Model 1010 Rigid Header (3" sickle)						
Item Number & Description	QTY	QTY	QTY	QTY	QTY	QTY
Guards						
7229-Gold Guard	26	32	36	42	46	56
22063-Head Guard	3	3	3	3	3	3
Sections						
17465-KingKut Section	58	68	78	88	98	118
22526-1/2 LH Section	1	1	1	1	1	1
17339-H&S Section	1	1	1	1	1	1
Hold Down						
24335-Spring Loaded HD	14	17	19	22	24	29
24911-Spring Loaded Header HD	1	1	1	1	1	1
Hardware						
17329-Wear Plate 6"	15	18	20	23	25	30
21523-Spacer Shim (.010)	30	36	40	46	50	60
21256-Spacer Shim (.036)	15	18	20	23	25	30
21592-Spacer Shim (.105)	15	18	20	23	25	30
15061-Bolt; 7/16 X 1-3/4" Carr.	30	36	40	46	50	60
15241-Bolt; 7/16 X 1-1/2" Carr.	28	34	38	44	48	58
15052-Nut; 7/16" Serr. Flange	58	70	78	90	98	118

This catalog contains replacement parts only, they are not represented as Original Equipment Parts.

Case-IH Crary Gold'n Cut

GOLDn CUT - Model 1020 Flex Header							
Cutting System Width	15Ft	16.5Ft	17.5Ft	20Ft	22.5Ft	25Ft	30Ft
With BearCut Sections (7228) Wear Plate not Used	25455	25456	25457	25458	25459	25460	25461
With BearCut Sections (7229)	19925	19926	19927	19928	19929	19930	19931
Complete Sickle							
Sickle	19909	19910	19911	19912	19913	19914	19915
Sickle Sub-Section							
Left Hand Sickle 8.5Ft	28167	28167	28167	28167	28167	28167	28167
Center Sickle 8.5Ft				28152	28152	28152	28152(2)
Right Hand Sickle	28171	28170	28169	28174	28172	28170	28173



PARTS - Model 1020 Flex Header							
Item Number & Description	QTY	QTY	QTY	QTY	QTY	QTY	QTY
Guards							
7228-Gold Guard	26	30	32	36	42	46	56
7229-Gold Guard	26	30	32	36	42	46	56
22063-Head Guard	3	3	3	3	3	3	3
324361-CIH End Guard	2			2		2	2
Sections							
17201-BearCut Section	59	65	69	79	89	99	119
22526-LH 1/2 Section	1	1	1	1	1	1	1
17339-H&S Section	1	1	1	1	1	1	1
Hold Down							
24338-Spring Loaded HD (7228)	14	15	16	19	21	24	29
25454-Spring Loaded Head (7228)	1	1	1	1	1	1	1
25615-Spring Loaded (7229)	14	15	16	19	21	24	29
25348-Spring Loaded Head HD (7229)	1	1	1	1	1	1	1
Hardware							
17329-Wear Plate 6" (7229)	15	17	18	19	23	24	29
24261-Wear Plate offset 6" (7229)	15	16	17	20	22	25	30
22524-Spacer Shim (.024) (7229)	15	17	18	19	23	24	29
21256-Spacer Shim (.036) (7229)	15	17	18	19	23	24	29
22523-Spacer Shim (.010) (7229)	30	33	35	39	45	49	59
22523-Spacer Shim (.010) (7228)	15	17	18	20	23	25	30
15241-Bolt; 7/16 X 1-1/2" Carriage	28	32	34	38	44	48	58
15061-Bolt; 7/16 X 1-3/4" Carriage	30	32	34	40	44	50	60
15052-Nut; 7/16" Serr. Flange	60	66	70	80	90	100	120
15082-Bolt; 7/16 X 2" Carriage	2	2	2	2	2	2	2

This catalog contains replacement parts only, they are not represented as Original Equipment Parts.

Case-IH Crary King Kut

KINGKUT - Model 1020 Flex Header							
Cutting Systems Width	15Ft	16.5Ft	17.5Ft	20Ft	22.5Ft	25Ft	30Ft
With KingKut Sections (7228) With KingKut Sections (7229)	27340	27341	27342	27343	27344	27345	27346
With KingKut Sections (7229)	27347	27348	27349	27350	27351	27352	27353
Complete Sickles							
Sickle w/KingKut sections	27327	27328	27329	27330	27331	27332	27333
Sickle Sub-Section							
Left Hand Sickle 8.5Ft	27067-00	27067-00	27067-00	27067-00	27067-00	27067-00	27067-00
Center Sickle 8.5Ft				27071-00	27071-00	27071-00	27071-00(2)
Right Hand Sickle	27102-00	27096-00	27103-00	27100-00	27092-00	27096-00	27101-00



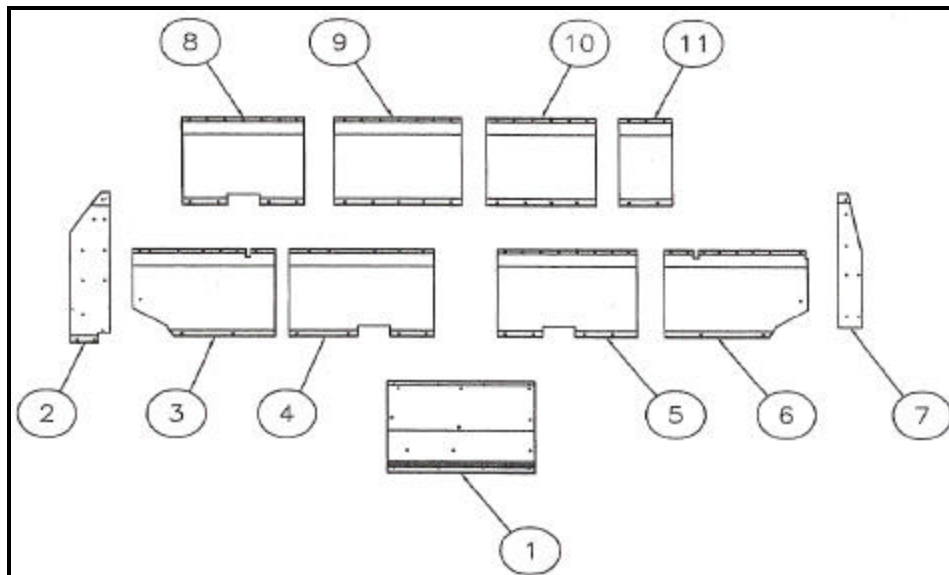
PARTS - Model 1020 Flex Header							
Item Number & Description	QTY	QTY	QTY	QTY	QTY	QTY	QTY
Guards							
7228-Gold Guard	26	30	32	36	42	46	56
7229-Gold Guard	26	30	32	36	42	46	56
22063-Head Guard	3	3	3	3	3	3	3
24361-CIH End Guard	2			2		2	2
Sections							
14765-KingKut Section	58	64	68	78	88	98	118
22526-LH 1/2 Section	1	1	1	1	1	1	1
17339-H&S Section	1	1	1	1	1	1	1
Hold Down							
24338-Spring Loaded HD (7228)	14	15	16	19	21	24	29
25454-Spring Loaded Head (7228)	1	1	1	1	1	1	1
25615-Spring Loaded HD (7229)	14	15	16	19	21	24	29
25348-Spring Loaded HD (7229)	1	1	1	1	1	1	1
Hardware							
17329-Wear Plate 6" (7229)	15	17	18	19	23	24	29
24261-Wear Plate offset 6" (7229)	15	16	17	20	22	25	30
22524-Spacer Shim (.024) (7229)	15	17	18	19	23	24	29
21256-Spacer Shim (.036) (7229)	15	17	18	19	23	24	29
22523-Spacer Shim (.010) (7229)	30	33	35	39	45	49	59
22523-Spacer Shim (.010) (7228)	15	17	18	20	23	25	30
15241-Bolt; 7/16 X 1-1/2" Carriage	28	32	34	38	44	48	58
15061-Bolt; 7/16 X 1-3/4" Carriage	30	32	34	40	44	50	60
15052-Nut; 7/16" Serr. Flange	60	66	70	80	90	100	120
15082-Bolt; 7/16 X2" Carriage	2	2	2	2	2	2	2

This catalog contains replacement parts only, they are not represented as Original Equipment Parts.

JD Poly Skid Shoe Plate Kits

PART #	MODEL	SIZE
VHJD216	215, 216	15 & 16 ft.
VHJD913	213, 913	13 ft.
VHJD915	915	15 ft.
VHJD918	218, 918	18 ft.
VHJD920	220, 920	20 ft.
VHJD922	222, 922	22 ft.
VHJD925	224, 924, 925	24 & 25 ft.
VHJD930	930	30 ft.

JD Poly Skid Shoe Plate Parts



Item #	PART #	DESCRIPTION	JD216	KD913	JD918	JD920	JD922	JD924	JD925	JD930
1	VHJ03030501	Stabilizer Skid Shoe	1	1	1	1	1	1	1	1
2	VHJ03030502	Left End Shoe	1	1	1	1	1	1	1	1
3	VHJ03030503	L1 Shoe	1	1	1	1	1	1	1	1
4	VHJ03030504	L2 Shoe	1	1	1	1	1	1	1	1
5	VHJ03030505	R1 Shoe	1	1	1	1	1	1	1	1
6	VHJ03030506	R2 Shoe	1	1	1	1	1	1	1	1
7	VHJ03030507	Right End Shoe	1	1	1	1	1	1	1	1
8	VHJ03030508	Notched Push Link Cover Shoe	2	1	3	4	4	4	5	7
9	VHJ03030509	Large Center Shoe	2	0	0	1	0	5	4	2
10	VHJ03030510	Medium Center Shoe	0	2	2	0	4	0	0	2
11	VHJ03030511	Small Center Shoe	1	0	2	4	1	0	2	4
12	DR-08-12-AFB	Brazier HD Aluminum Drive Rivets	145	117	151	165	179	195	204	250

This catalog contains replacement parts only, they are not represented as Original Equipment Parts.

JD Reel Teeth

PART #	DESCRIPTION	APPLICATION	REPLACES
VHH33316	Reel Tooth	218, 918, 920	H33316
VHH33332	Right Hand Finger	218, 918, 920 S/N (656330-695100)	H33332
VHH142313	Poly Reel Finger (End)	900 Series (-658100)	H142313
VHH127035	Reel Flex Tine	900 Series (-645300) 913, 915, 918, 920, 922, 924, 925, 930	H127035
VHH142315	Poly Reel Finger RH	900 Series SN (645301-)	H142315
VHH142314	Poly Reel Finger LH	900 Series SN (645301-)	H142314
VHAH153175	Poly Reel Finger (Double Wing)	900 Series SN (645301-)	AH143175

JD Sickle Assemblies - 200 Rigid & Flex and 900 Series

PART #	DESCRIPTION	SPECIFICATIONS	Drive Head #
VHAH121076	Sickle Assembly - 13'	50 Sections	AH89498
VHAH88846	Sickle Assembly - 16'	62 Sections	AH89498
VHAH140390	Sickle Assembly - 20'	78 Sections	AH89498
VHAH140391	Sickle Assembly - 22'	86 Sections	AH89498
VHAH121085	Sickle Assembly - 24'	94 Sections	AH89498
VHAH140392	Sickle Assembly - 25'	100 Sections	AH89498

JD Spliced Sickle Assemblies - 200 Rigid & Flex & 900

PART #	DESCRIPTION	SPECIFICATIONS	Drive Head #
VHAH121076SPL	Sickle Assembly - 13' Spliced 50 Sections (Does not include drive head)	1 - 7-1/2' Head End 1 - 6' Segment	AH89498
VHAH125751SPL	Sickle Assembly - 15' Spliced 60 Sections (Does not include drive head)	1 - 7-1/2' Head End 1 - 8' Segment	AH89498
VHAH125752SPL	Sickle Assembly - 16' Spliced 62 Sections (Does not include drive head)	1 - 7-1/2' Head End 1 - 8' Segment	AH89498
VHAH125753SPL	Sickle Assembly - 18' Spliced 70 Sections (Does not include drive head)	1 - 7-1/2' Head End 2 - 6' Segments	AH89498
VHAH125754SPL	Sickle Assembly - 20' Spliced 78 Sections (Does not include drive head)	1 - 7-1/2' Head End 2 - 6' Segments	AH89498
VHAH125755SPL	Sickle Assembly - 22' Spliced 86 Sections (Does not include drive head)	1 - 7-1/2' Head End 1 - 8' Segment 1 - 6' Segment	AH89498
VHAH125756SPL	Sickle Assembly - 24' Spliced 94 Sections (Does not include drive head)	1 - 7-1/2' Head End 2 - 8' Segments	AH89498
VHAH121221SPL	Sickle Assembly - 25' Spliced 100 Sections (Does not include drive head)	1 - 7-1/2' Head End 3 - 6' Segments	AH89498
VHAH121087SPL	Sickle Assembly - 30' Spliced 120 Sections (Does not include drive head)	1 - 7-1/2' Head End 3 - 8' Segments	AH89498

This catalog contains replacement parts only, they are not represented as Original Equipment Parts.

JD HCC Orbit Reel Kits


PART #	DESCRIPTION
VH031287	900 Series S/N (645301-) 25 FT & Longer
VH031288	900 Series S/N (645301-) 22 FT & Shorter
VH031295	600 Series 25 FT & Longer
VH031296	600 Series 20 FT & Shorter
VH031316	600 Series - Orbit Attaching Package - 25 & 30 FT
VH030562	600 Series - Reel Bat Package - Level II - 25 FT
VH031316	600 Series - Orbit Attached Package - 25 & 30 FT
VH030582	600 Series - Reel Bat Package - Level II - 30 FT
VH031317	900 Series - Orbit Attaching Package - 25 & 30 FT
VH030562	900 Series - Reel Bat Package - Level II - 25 FT
VH031317	900 Series - Orbit Attaching Package - 25 & 30 FT
VH030580	900 Series - Reel Bat Package - Level II - 30 FT

JD Sickle Drive Heads



PART #	DESCRIPTION	APPLICATION	REPLACES
VHAH89498	Sickle Drive Head	200 & 900 Series	AH89498
VHAH75308	Sickle Drive Head	Hiniker & Quick Tach Heads	AH75308

JD Sickle Sections - 200 Rigid & Flex and 900 Series



PART #	DESCRIPTION	Specification	Replaces
VHH130478	Single Point Section Top Serrated (Chrome) "Dura Cut"	3" Wide 3-9/16" Long 2 Holes 2-1/16" Spacion	H130478
VHH136807	Single Point Section Top Serrated (Chrome) "Big Tooth" Dura Lite	3" Wide 3-9/16" Long 2 Holes 2-1/16" Spacion	H136807
VHH143131	Twin Point Section		

JD Sickle Guards



PART #	DESCRIPTION	APPLICATION	REPLACES
VH240A	Sickle Guard - Double Prong	200 & 900 Series	H61954 H75386 H113571 H145791
VH340	Sickle Guard - Triple Prong	200 & 900 Series	H25603

This catalog contains replacement parts only, they are not represented as Original Equipment Parts.

JD Crary Gold'n Cut

GOLDn CUT - #200, 900 & Quick Tach Headers										
Cutting System Width	13Ft	215Ft	915Ft	16Ft	18Ft	20Ft	22Ft	24Ft	25Ft	30Ft
With BearCut Sections	19388	19389	28086	19390	19391	19392	19393	19394	28779	19395
Complete Sickles										
Sickle (BC)	19358	19359	28084	19360	19361	19362	19363	19364	28777	19365
Sickle Sub-Section										
Left Hand Sickle 8.5Ft	28211	28211	28211	28211	28211	28211	28211	28211	28211	28211
Center Sickle 8.5Ft					28212	28212	28212	28212	28212	28212(2)
Right Hand Sickle	28218	28215	28216	28213	28220	28219	28217	28214	28775	28218



PARTS - #200, 900 & Quick Tach Headers										
Item & Description	QTY	QTY	QTY	QTY	QTY	QTY	QTY	QTY	QTY	QTY
Guards										
7222-Gold Guard	24	28	29	30	34	38	39	46	49	55
21228-3pt Guard	1	1	1	1	1	1	1	1	1	1
Sections										
17203-Bear Cut Sections	50	58	60	62	70	78	86	94	100	118
21553-1/2LH Section	1	1	1	1	1	1	1	1	1	1
21554-1/2 RH Section	1	1	1	1	1	1	1	1	1	1
Hold Down										
24344-Spring Loaded HD	11	13	14	14	16	18	20	22	24	29
24911-Spring Loaded Head	1	1	1	1	1	1	1	1	1	1
Hardware										
17329-Wear Plate 6"	6	7	8	8	9	10	11	12	13	16
16658-Wear Plate 12"	6	7	7	7	8	9	10	11	12	14
22523-Spacer Shim (.010)	24	28	30	30	34	38	42	46	50	60
22524-Spacer Shim (.024)	12	14	15	15	17	19	21	23	25	30
15378-Bolt; 3/8 X 1-1/4" Carr.	27	31	31	33	37	41	45	49	51	59
15058-Bolt; 3/8 X 1-1/2" Carr.	24	28	30	30	34	38	42	46	50	60
15051-Nut; 3/8" Serr. Flange	51	59	61	63	71	79	87	95	101	119

This catalog contains replacement parts only, they are not represented as Original Equipment Parts.

JD Crary King Kut

KingKut - #200, 900 & Quick Tach Headers

Cutting System Width	13FT	215FT	915FT	16FT	18FT	20FT	22FT	24FT	25FT	30FT
With BearCut Sections	27397	27398	27399	27401	27402	27404	27406	27408	27409	27411
Complete Sickles										
Sickle w/KingKut Sections	27380	27381	27382	27384	27385	27387	27389	27391	27392	27394
Sickle Sub-Section										
Left Hand Sickle 8.5Ft	27070-00	27070-00	2707-00	27070-00	27070-00	27070-00	27070-00	27070-00	27070-00	27070-00
Center Sickle 8.5Ft					27071-00	27071-00	27071-00	27071-00	27071-00	27071-00(2)
Right Hand Sickle	27101-00	27102-00	27093-00	27094-00	27104-00	27100-00	27091-00	27093-00	27099-00	27101-00



PARTS - #200, 900 & Quick Tach Headers

Item & Description	QTY	QTY	QTY	QTY	QTY	QTY	QTY	QTY	QTY	QTY
Guards										
7222-Gold Guard	24	28	29	30	34	38	39	46	49	55
21228-3pt Guard	1	1	1	1	1	1	1	1	1	1
Sections										
17765-Bear Cut Sections	49	57	59	61	69	77	85	93	99	117
22526-1/2LH Section	1	1	1	1	1	1	1	1	1	1
17339-1/2 RH Section	1	1	1	1	1	1	1	1	1	1
Hold Down										
24344-Spring Loaded HD	11	13	14	14	16	18	20	22	24	29
24911-Spring Loaded Head	1	1	1	1	1	1	1	1	1	1
Hardware										
17329-Wear Plate 6"	6	7	8	8	9	10	11	12	13	16
16658-Wear Plate 12"	6	7	7	7	8	9	10	11	12	14
22523-Spacer Shim (.010)	24	28	30	30	34	38	42	46	50	60
22524-Spacer Shim (.024)	12	14	15	15	17	19	21	23	25	30
15378-Bolt; 3/8 X 1-1/4" Carr.	27	31	31	33	37	41	45	49	51	59
15058-Bolt; 3/8 X 1-1/2" Carr.	24	28	30	30	34	38	42	46	50	60
15051-Nut; 3/8" Serr. Flange	51	59	61	63	71	79	87	95	101	119

This catalog contains replacement parts only, they are not represented as Original Equipment Parts.